

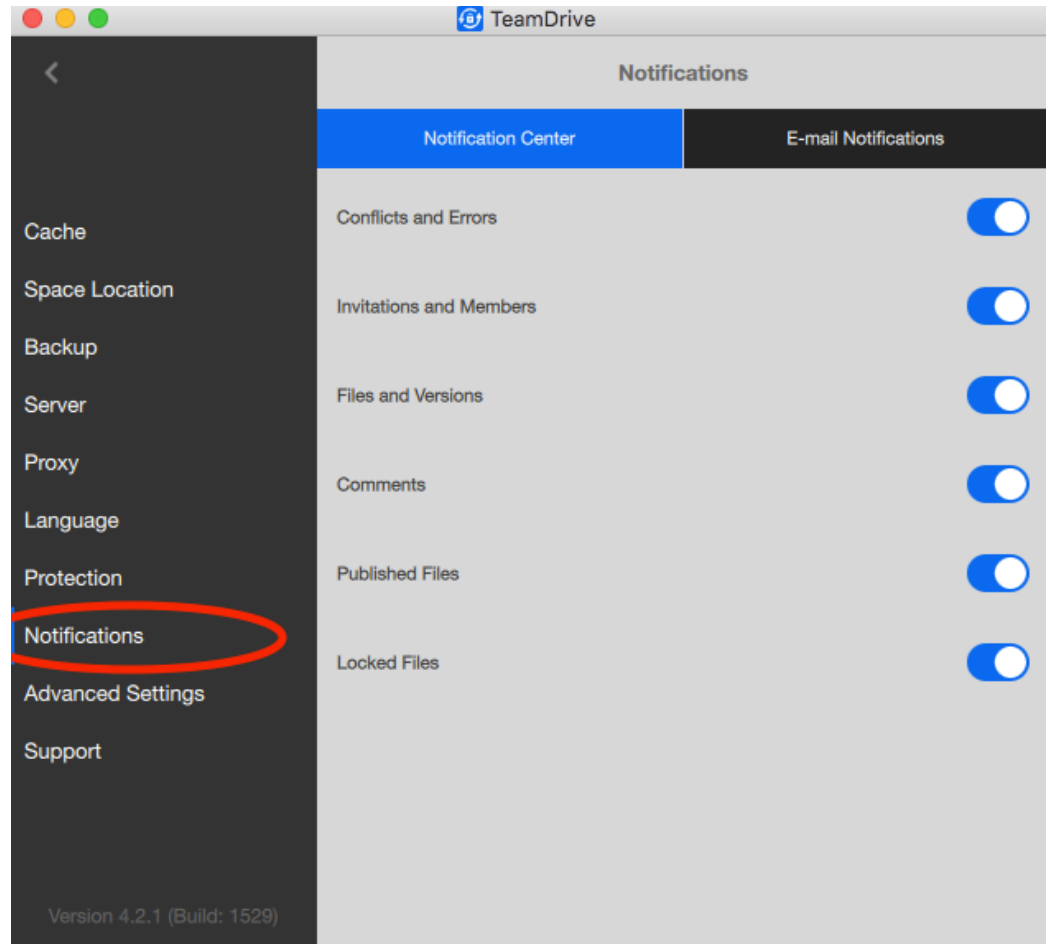
## New Features in TeamDrive 4

### Notifications




Added the support of Notification Centers of Windows 10 and MacOS X. Displaying Popup messages on other systems.

Additional choice of Email notifications.

On iOS, notification will only pop up during the use of TeamDrive or up to 10 Minutes later if TeamDrive is put in the Background. This is due to regulations by Apple.



### Expanded Activities

 dschmuck30 moved 1 file(s). test-3	
Old: /IMG_0009.JPG New: /Texte/IMG_0009.JPG	
 dschmuck30 restored 1 files(s) from trash. test-3	
/IMG_0010.JPG	
 dschmuck30 deleted 1 file(s) from trash on server. Test Hellerkfo	<a href="#">less</a>
/TD_Principle_EN.pdf	13:39

The Activities Menu now shows many more tasks, like how moved a documents from one folder to another folder.

## New Features in TeamDrive 4

### Notification Email Messages

```
=====  
Activities in Space 'test notifications on iOS':  
=====
```

today

- dschmuck30 added 1 file(s).  
[12:17] /video\_20151009\_153340.MOV

--

This message was sent by TeamDrive  
4.2.1 (Build: 1529)  
From device: MacBook-Pro-5.snap.local

You are currently receiving notifications for:

- \* Conflicts and Errors -- immediately
- \* Invitations and Members -- immediately
- \* Files and Versions -- immediately

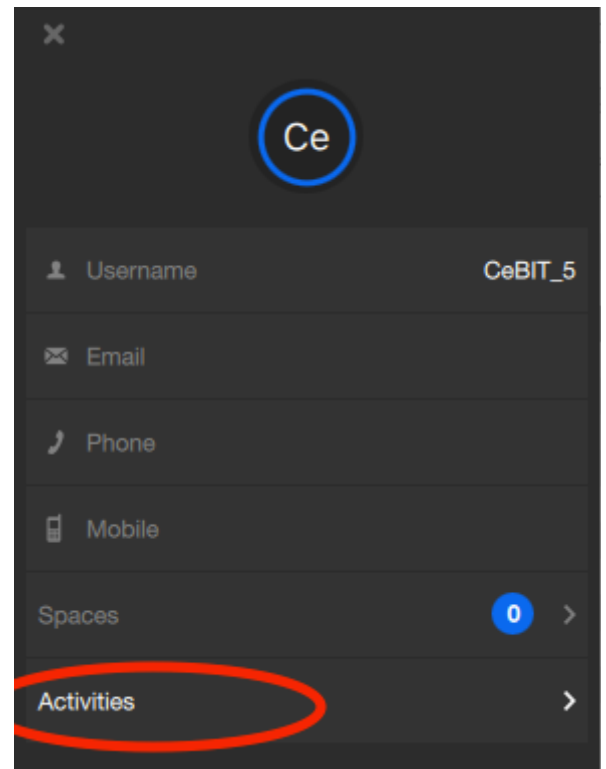
To disable or configure this type of message, edit the email notification settings in your TeamDrive client.

### Audit Trail on 1 click

Now users can comfortably view the full history of files, users and Space activities with a single click on the mouse.

Just look for „Activities“ in the information screen.

TeamDrive always provided a full documentation of all events which occur in each Space, but some where kept hidden in the database.

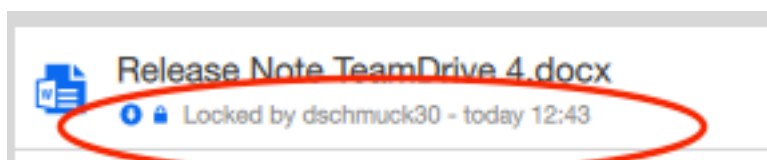
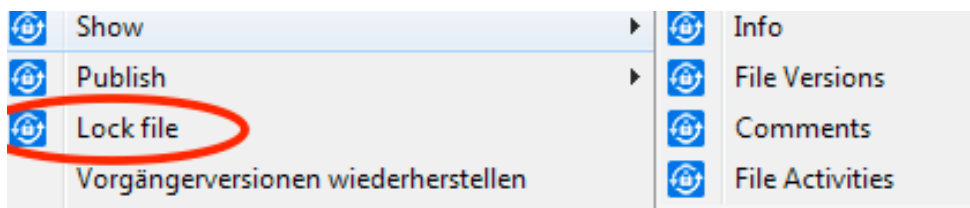


### Manual-locking and Soft-locking

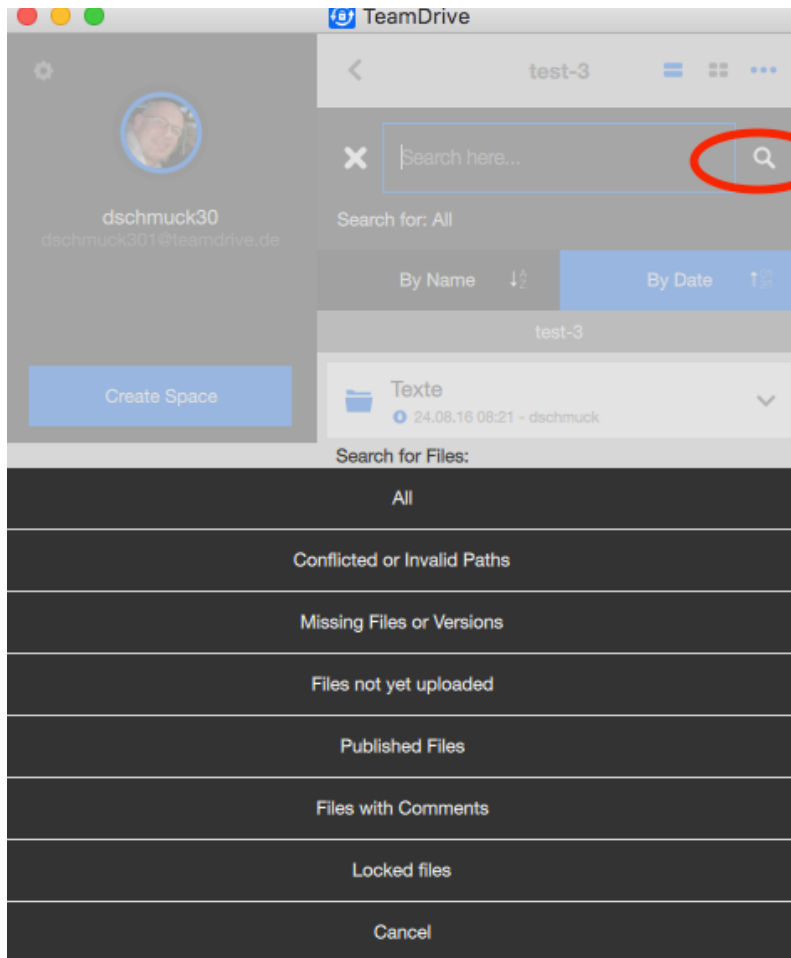
Now in TeamDrive there are 2 ways of informing your co-workers that you want to write and modify a document exclusively. With this new feature teamwork will become even more productive and will avoid unwanted conflicts.

You find the „Lock file“ menu when you open the context menu on a file in the file system. You can unlock the file at any time.

When you just open a file, make a change and save to disk, the automatic Soft-lock will communicate to your team members that you are writing this doc. This lock will be removed when you close your document.



### File filters and inspections



A click on the magnifying glass next to the search box will always display the filter and search options. You can easily search for locked or missing files in the Active Spaces window.